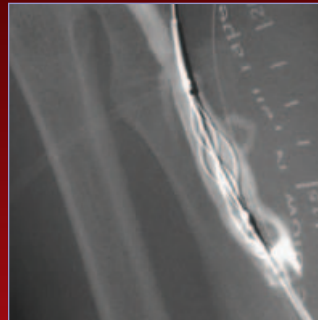



FOR USE IN

Dialysis AV  
Fistulae  
and  
Synthetic  
Grafts

# Arrow- Trerotola™ PTD®

PERCUTANEOUS THROMBOLYTIC DEVICE



Simple, proven  
and safe

DIALYSIS ACCESS PRODUCTS

**ARROW**  
INTERNATIONAL®

# Arrow-Trerotola™ PTD®

The Arrow-Trerotola PTD (5 Fr.) and Arrow-Trerotola PTD OTW (7 Fr.)

## The most proven

### MECHANICAL THROMBECTOMY TECHNOLOGY AVAILABLE FOR DIALYSIS ACCESS

To achieve fast, easy removal of thrombus from both dialysis native AV fistulae<sup>1</sup> and synthetic graft walls, depend on the Arrow-Trerotola PTD.

#### SIMPLE

Easy to assemble. Easy to operate. And because the Arrow-Trerotola PTD comes complete with mechanical thrombectomy catheter, hand-held disposable rotator drive unit and introducer sheath, there's no bulky, expensive capital equipment to purchase.

#### Catheter lumen sidearm

- > Permits catheter flushing during preparation and use

#### Activated spinning basket

- > Macerates the thrombus

#### Introducer sheath and large-bore sidearm assembly

- > Simplifies thrombus removal

#### Short procedure time

- > Patient can immediately return to dialysis<sup>2</sup>

#### PROVEN

Addresses key benchmarks for effective outcomes—including K/DOQI guidelines for both immediate and three-month patency and functionality rates.

STUDIES	TECHNICAL PATENCY RATE	3-MONTH PRIMARY PATENCY RATE
K/DOQI Guideline <sup>1</sup>	85%	40%
PTD vs. PSPMT <sup>2,3</sup>	95%	39%
Modified Technique <sup>3,4</sup>	100%	42%
Use of PTD® and Native Fistulae <sup>4,5</sup>	100%	70%

<sup>1</sup> Published literature referenced with the instructions for use.

#### Library of clinical support:

Lajvardi, A., Trerotola, S.O., Strandberg, J.D., Samphilipo, M.A., Magee, C. "Evaluation of Venous Injury Caused by a Percutaneous Mechanical Thrombolytic Device." *Cardiovascular Interventional Radiology*, Vol. 18, 1995, pp. 172-178.

Lazzaro, C.R., Trerotola, S.O., Shah, H., Namyslowski, J., Moresco, K., Patel, N. "Modified Use of the Arrow-Trerotola Percutaneous Thrombolytic Device for the Treatment of Thrombosed Hemodialysis Access Grafts." *Journal of Vascular Interventional Radiology*, Vol. 10, 1999, pp. 1025-1031.

McLennan, G., Trerotola, S.O., Davidson, D. et al. "The Effects of a Mechanical Thrombolytic Device on Normal Canine Vein Valves." *Journal of Vascular Interventional Radiology*, Vol. 12, 2001, pp. 89-94.

Rocek, M., Peregrin, J.H., Lasovickova, J., Krajickova, D., Slaviokova, M. "Mechanical Thrombolysis of Thrombosed Hemodialysis Native Fistulas With Use of the Arrow-Trerotola Percutaneous Thrombolytic Device: Our Preliminary Experience." *Journal of Vascular Interventional Radiology*, Vol. 11, 2000, pp. 1153-1158.

Trerotola, S.O., Davidson, D.D., Filo, R.S., Dreesen, R.G., Forney, M. "Preclinical In Vivo Testing of a Rotational Mechanical Thrombolytic Device." *Journal of Vascular Interventional Radiology*, Vol. 7, 1996, pp. 717-723.

Trerotola, S.O., Vesely, T.M., Lund, G.B., Soulen, M.C., Ehrman, K.O., Cardella, J.F. "Treatment of Thrombosed Hemodialysis Access Grafts: Arrow-Trerotola Percutaneous Thrombolytic Device Versus Pulse-Spray Thrombolysis. Arrow-Trerotola Percutaneous Thrombolytic Device Clinical Trial." *Radiology*, Vol. 206, 1998, pp. 403-414.

FOR USE IN

Dialysis AV  
Fistulae  
and  
Synthetic  
Grafts

www.arrowintl.com

**Soft, flexible tip**

Designed to easily maneuver through vessel

**Unique expandable 9 mm fragmentation basket**

Conforms to variable diameter walls

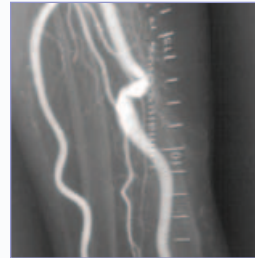
Shown to easily remove residual thrombus from dialysis vessel walls<sup>2</sup>

**AV synthetic graft**

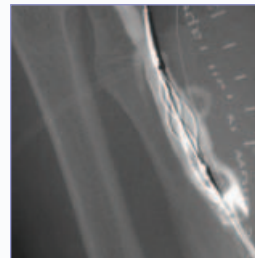


PTD device in use in a forearm-loop synthetic graft.

**AV fistulae**



Pre-thrombectomy assessment of dialysis fistulae.



Thrombectomy with use of the Over-the-Wire PTD via access sheath.



Post-PTD thrombectomy fistulogram showing patent fistulae.

**SAFE**

The Arrow-Trerotola PTD conforms to AV graft and AV fistulae walls, which enables you to remove clots with minimal risk of wall damage, and without the use of thrombolytics.<sup>5</sup>

Courtesy of Miloslav Rocek, MD, PhD, Institute for Clinical & Interventional Radiology (IKEM), Dept. of Diagnostic & Interventional Radiology Videnska 800, 14000 Prague 4 Czech Republic

ARROW  
INTERNATIONAL

Trerotola, S.O., McLennan, G., Davidson D., et al. "Preclinical In Vivo Testing of the Arrow-Trerotola Percutaneous Thrombolytic Device for Venous Thrombosis." *Journal of Vascular Interventional Radiology*, Vol. 12, 2001, pp. 95-103.

Trerotola, S.O., McLennan, G., Eclavea, A.C. et al. "Mechanical Thrombolysis of Venous Thrombosis in an Animal Model With Use of Temporary Caval Filtration." *Journal of Vascular Interventional Radiology*, Vol. 12, 2001 pp. 1075-1085.

Vesely, T.M., Hovsepian, D.M., Darcy, M.D., Brown, D.B., Pilgram, T. K. "Angioscopic Observations After Percutaneous Thrombectomy of Thrombosed Hemodialysis Grafts." *Journal of Vascular Interventional Radiology*, Vol. 11, 2000, pp. 971-977.

Vogel, P.M., Bansal, V., Marshall, M.W. "Thrombosed Hemodialysis Grafts: Lyse and Wait With Tissue Plasminogen Activator or Urokinase Compared to Mechanical Thrombolysis With the Arrow-Trerotola Percutaneous Thrombolytic Device." *Journal of Vascular Interventional Radiology*, Vol. 12, 2001, pp. 1157-1165.

Trerotola, S.O., Johnson, M.S., Schauwecker, D.S. et al. "Pulmonary Emboli From Pulse-Spray and Mechanical Thrombolysis: Evaluation With an Animal Dialysis-Graft Model." *Radiology*, Vol. 200, 1996, pp. 169-176.

Hein, A.N., Vesely, T.M. "Use of the Percutaneous Thrombolytic Device for the Treatment of Thrombosed Pseudoaneurysms During Mechanical Thrombectomy of Hemodialysis Grafts." *Journal of Vascular Interventional Radiology*, Vol. 13, 2002, pp. 201-204.

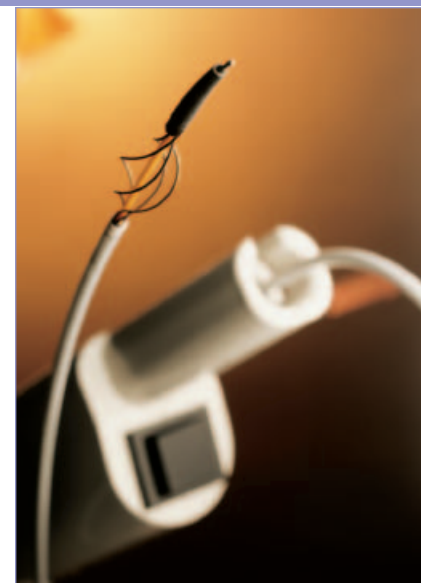
# Arrow- Trerotola PTD

PERCUTANEOUS THROMBOLYTIC DEVICE

To locate an Arrow Distributor or for ordering information, contact Customer Service at:

**United States**      **International**  
Tel: 800.523.8446      Tel: +1.610.655.8522  
Fax: 800.343.2935      Fax: +1.610.655.8566

[www.arrowintl.com](http://www.arrowintl.com)



## 5 French Arrow-Trerotola PTD Products

Product No.	Catheter Length (cm)	Fragmentation Basket (mm)	Sheath Included/Fr.	Rotator Drive Unit	Packaged
PT-03000-R	-	-	-	3000 rpm	1/case
PT-65509*	65	9	-	-	1/case
PT-45509**	65	9	2/6 Fr.	-	1/case
PT-65509-HFC	65	9	2/6 Fr. (HF)	3000 rpm	1/case

## 7 French Arrow-Trerotola Over-the-Wire PTD Products

Product No.	Catheter Length (cm)	Fragmentation Basket (mm)	Max. Guidewire Compatibility (in)	Sheath Included/Fr.	Rotator Drive Unit	Packaged
PT-03009-RW	-	-	-	-	3000 rpm	1/case
PT-65709-W***	65	9	0.025	-	-	1/case
PT-65709-WC	65	9	0.025	2/7 Fr.	3000 rpm	1/case
PT-65709-HFWC	65	9	0.025	2/7 Fr. (HF)	3000 rpm	1/case
PT-12709-WC	120	9	0.025	2/7 Fr.	3000 rpm	1/case

## PTD Accessory Components

### Introducer Sheaths

Product No.	Sheath Size (Fr.)	Sheath Length (in)	Vessel Dilator Length (in)	Max Guidewire Compatibility (in)	Radiopaque Tip Marker	Large-Bore Sidearm	Color-Coded Hub	Packaged
CL-08505	5	2	5	0.038	-	-	Gray	10/case
CL-08605	6	2	5	0.038	-	-	Green	10/case
CL-08605-HF	6	2	5	0.038	✓	✓	Green	5/case
CL-08705-HF	7	2	5	0.038	✓	✓	Orange	5/case

Each product includes: One: Radiopaque Polyurethane Sheath with Integral Side Port/Hemostasis Valve  
One: Vessel Dilator with SnapLock™ feature

\* When ordering this component, the PT-03000-R and CL-08605-HF must also be ordered.

\*\* When ordering this component, the PT-03000-R must also be ordered.

\*\*\* When ordering this component, the PT-03009-RW and CL-08705-HF must also be ordered.

Caution: U.S. federal law limits this device to sale by or on order of a physician. Contents of unopened, undamaged package are sterile. Disposable. Refer to package insert for current warnings, indications, contraindications, precautions and instructions for use.

U.S. Patent Nos. 5,766,191 and 6,824,551.

### References:

- <sup>1</sup> "NNKF-K/DOQI Clinical Practice Guidelines for Vascular Access: Update 2000." *American Journal of Kidney Disease*. Vol. 37 (suppl.) pp 137-181.
  - <sup>2</sup> Trerotola, S.O., Vesely, T.M., Lund, G.B., Soulen, M.C., Ehrman, K.O., Cardella, J.F. "Treatment of Thrombosed Hemodialysis Access Grafts: Arrow-Trerotola Percutaneous Thrombolytic Device Versus Pulse-Spray Thrombolysis. Arrow-Trerotola Percutaneous Thrombolytic Device Clinical Trial." *Radiology*, Vol. 206, 1998, pp. 403-414.
  - <sup>3</sup> Lazzaro, C.R., Trerotola, S.O., Shah, H., Namyslowski, J., Moresco, K., Patel, N. "Modified Use of the Arrow-Trerotola Percutaneous Thrombolytic Device for the Treatment of Thrombosed Hemodialysis Access Grafts." *Journal of Vascular Interventional Radiology*, Vol. 10, 1999, pp. 1025-1031.
  - <sup>4</sup> Rocce, M., et al. "Mechanical Thrombolysis of Thrombosed Hemodialysis Native Fistulas With Use of the Arrow-Trerotola Percutaneous Thrombolytic Device: Our Preliminary Experience." *Journal of Vascular Interventional Radiology*, Vol. 11, 2000, pp. 1153-1158.
  - <sup>5</sup> Lajvardi, A., Trerotola, S.O., Strandberg, J.D., Samphilipo, M.A., Magee, C. "Evaluation of Venous Injury Caused by a Percutaneous Mechanical Thrombolytic Device." *Cardiovascular Interventional Radiology*, Vol. 18, 1995, pp. 172-178.
- \* Published literature referenced with the instructions for use.

### Distribution Worldwide:

Arrow offices are located in Belgium, Canada, Czech Republic, France, Germany, Greece, India, Italy, Japan, Mexico, Netherlands, Slovakia, South Africa, Spain and the United States.

Arrow International, Inc., 2400 Bernville Road, Reading, PA 19605 U.S.A. Tel: 610-378-0131  
[www.arrowintl.com](http://www.arrowintl.com)

**ARROW**  
INTERNATIONAL

PTD-C 1/06 8M CRB-05-0314

© 2005 Arrow International, Inc. U.S.A. All rights reserved. Printed in the Czech Republic.

